



Stellar
PST to MBOX
Converter 3.0
User Manual

Overview

Stellar PST to MBOX Converter is the right tool, if you are looking at converting mails, contacts, calendars from MS Outlook PST Mailbox to Mail (**MBOX**), Contact (**VCF**) and Calendar (**ICS**) Apps respectively. Using this application, you can convert your MS Outlook mailbox including complete mail body, attachments contacts and calendar items. You can preview converted mail items before saving and importing them in Mail. The software converts your MS Outlook mailbox to Mail mailbox, without making any changes to the folder organization of MS Outlook (PST) mailbox. Additionally you can import contacts and calendars of converted files into Contact and Calendar Apps respectively.

What's new in this version?

- Provides preview of messages in 3-view format.
- Provides preview of contacts and calendars.

Key features of Stellar PST to MBOX Converter:

- Converts MS Outlook contacts to **VCF** for Contact App.
- Converts MS Outlook calendars entries to **ICS** for Calendar App.
- Converts Outlook PST Mailbox to Mail (MBOX).
- Converts mailbox while keeping the folder organization intact.
- Ability to search for PST Mailboxes using Find PST option.
- Supports conversion of mailboxes from MS Outlook 2013, 2010, 2007, 2003.
- Converts password protected PST Mailboxes.

Installation Procedure

Before installing the software, check that your system meets the minimum system requirements:

Minimum System Requirements:

- **Processor** : Intel Processor
- **Operating System** : Mac OS X 10.6 and above
- **Memory** : 1 GB RAM

Note: Mail must be configured to view your converted mailbox in **MBOX** format.

To install the software, follow these steps:

1. Unzip **StellarPSTtoMBOXConverter.dmg.zip** file.
2. Double-click the **DMG**. This will mount a virtual volume - **Stellar PST to MBOX Converter**
3. Drag **Stellar PST to MBOX Converter** application from mounted virtual volume to **Applications** folder.
4. To launch the software, double-click on **Stellar PST to MBOX Converter** in **Applications** folder.
5. Accept the *License Agreement* and the main window of **Stellar PST to MBOX Converter** software is displayed

Note: To remove the software, drag and drop **Stellar PST to MBOX Converter** from **Applications** folder to **Trash**.

Launching the Software

You can use any of the following methods to start Stellar PST to MBOX Converter:

- Double-click **Stellar PST to MBOX Converter** in **Applications** folder,

Or,

- Double-click **Stellar PST to MBOX Converter** desktop alias (if you have created one),

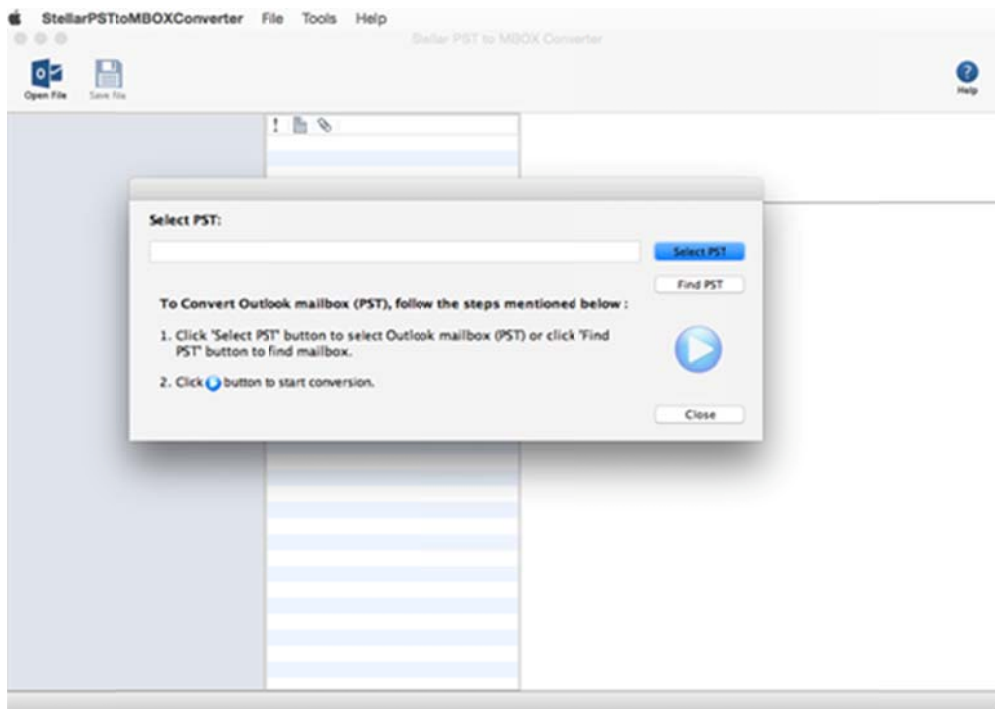
Or,

- Click **Stellar PST to MBOX Converter** icon in the dock (if it exists).

User Interface

Stellar PST to MBOX Converter software has a very easy to use Graphical User Interface. User interface contains features required for conversion.

After launching the software, you will see the main user interface as shown below:



User interface contains Menus and Buttons that let you access various features of the software with ease.

Menus

StellarPSTtoMBOXConverter Menu

About Stellar PST to MBOX Converter

Use this option to read more information about the software.

License Agreement

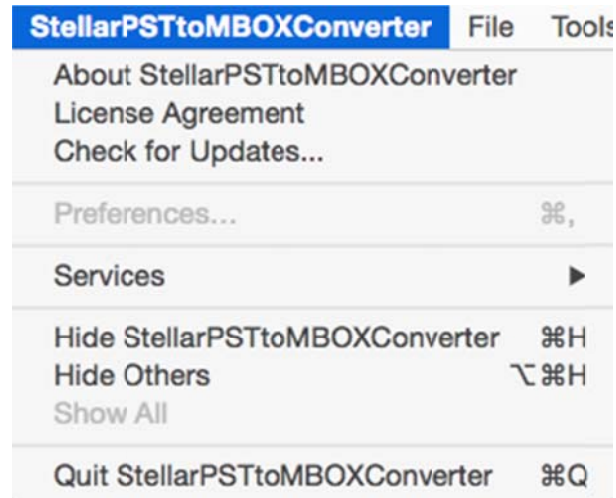
Use this option to view the license agreement for the software.

Check for Updates

Use this option to search for both, major and minor updates for the software.

Quit Stellar PST to MBOX Converter

Use this option to quit **Stellar PST to MBOX Converter**.



File Menu

Find File

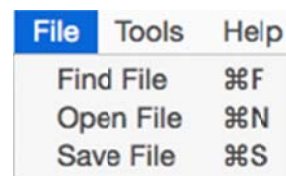
Use this option to Find files from list of available volumes.

Open File

Use this option to open the selected file.

Save File

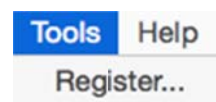
Use this option to save your file at desired location.



Tools Menu

Register

Use this option to register the software after purchasing.



Help Menu

Help Topics

Use this option to view the help manual for the software.

Buy Stellar PST to MBOX Converter

Use this option to [buy Stellar PST to MBOX Converter](#)

Email to Stellar Support

Use this option to [send an e-mail](#) to [stellarinfo.com](#).

View Support Section

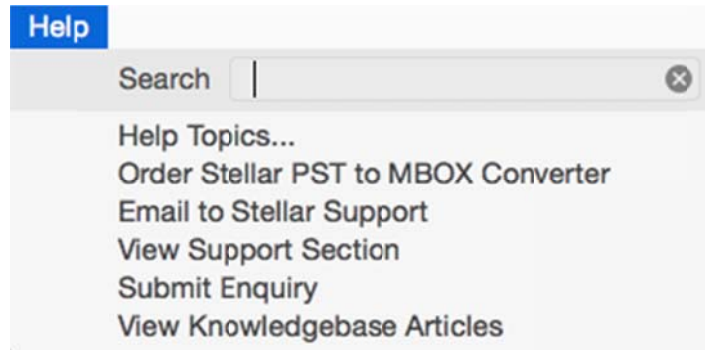
Use this option to view [support page](#) of [stellarinfo.com](#).

Submit Enquiry

Use this option to [submit enquiry](#) to [stellarinfo.com](#).

View Knowledgebase Articles

Use this option to visit [Knowledgebase](#) articles of [stellarinfo.com](#).



Buttons



Click this button to open software help manual.



Click this button to start the conversion process.



Click this button to stop the conversion process.



Click this button to open the selected file



Click this button to save your file at desired location.



Click this button to select PST file.



Click this button to find specified PST file.

Ordering the Software

Click [here](#) to know more about **Stellar PST to MBOX Converter**.

To purchase the software online, please visit <http://www.stellarinfo.com/email-tools/outlook-to-apple-mail/buy-now.php>

Alternatively, click **Buy Stellar PST to MBOX Converter** in **Help Menu** to purchase the software online.

Select either of the methods given above to purchase the software.

Once the order is confirmed, a serial number will be sent to you through e-mail, which would be required to activate the software.

Registering the Software

To register Stellar PST to MBOX Converter:

1. Select **Register** from **Tools** menu.
2. If you have the key, select **I have a key to register the product** from **Stellar PST to MBOX Converter** dialog box and click **OK**. Enter the registration key and click **OK** to register the software.

Or,

If you don't have the registration key, select **I don't have a key to register the product** to purchase the software online. Once you purchase the software, you'll get the key required to register the software.

3. If entered key is valid, **Activation Successful** message will be displayed. Click **OK**.

Updating the Software

You can use the update option of **Stellar PST to MBOX Converter** to check and install the latest updates for the application. This will help you keep your application up-to-date. To update the software, click **Check for Updates** option in **Stellar PST to MBOX Converter** menu.

To update Stellar PST to MBOX Converter:

- Run **Stellar PST to MBOX Converter**.
- In **Stellar PST to MBOX Converter** menu, Click **Check for updates** button.
- If updates are available, **Update** window is displayed. Follow the next step. Else, if no updates are available, a message showing **There are no updates available** is displayed.
- Click **Update** button to download the latest version. It may take few seconds to minutes to download the files. After completion, **Update successfully installed** message appears. Click **OK**.

Note: *Updates are available in Full Version only.*

Stellar Support

Our **Technical Support** professionals will give solutions for all your queries related to **Stellar** products.

You can either **call us** or **go online** to our support section at <http://stellarinfo.com/support/>

For **price details** and to **place the order**, click <http://www.stellarinfo.com/email-tools/outlook-to-apple-mail/buy-now.php>

Chat Live with an **Online technician** at <http://www.stellarinfo.com/>

Search in our extensive **Knowledgebase** at <http://www.stellarinfo.com/support/kb/>

Submit enquiry at <http://www.stellarinfo.com/support/enquiry.php>

E-mail to Stellar Support at support@stellarinfo.com

Support Helpline

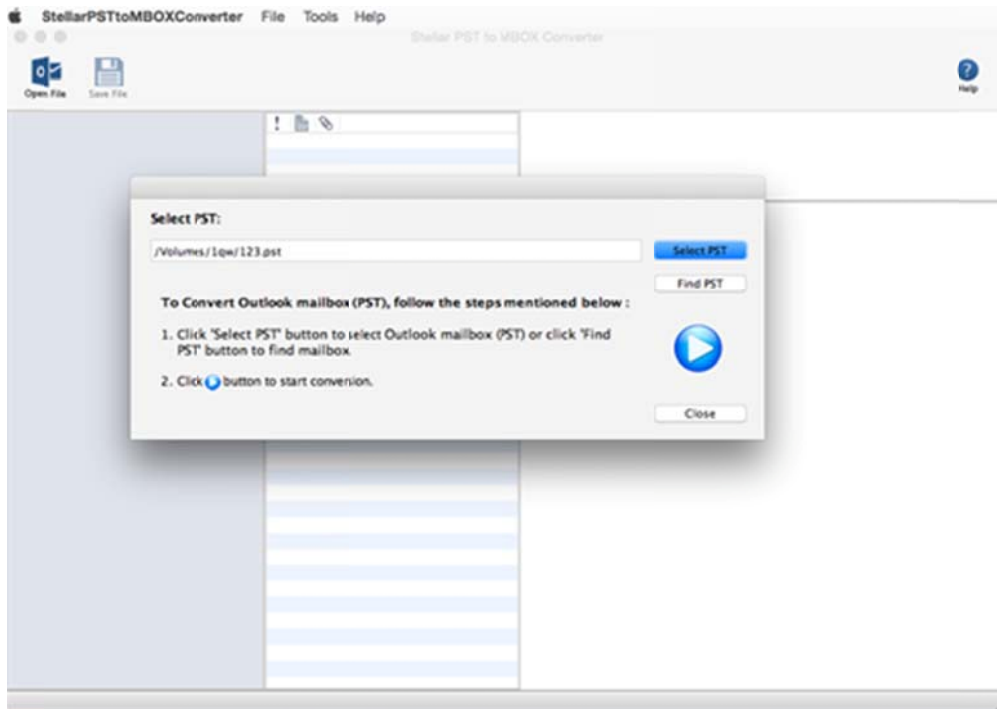
Monday to Friday [24 Hours a day]

USA (Tollfree- Pre Sales Queries)	+1-877-778-6087
USA (Post Sales Queries)	+1-732-584-2700
UK (Europe)	+44-203-026-5337
Australia & Asia Pacific	+61-280-149-899
Netherlands Pre & Post Sales Support	+31-208-111-188
Worldwide	+91-124-432-6777
Email Orders	orders@stellarinfo.com

Select PST Mailbox

To select a PST Mailbox:

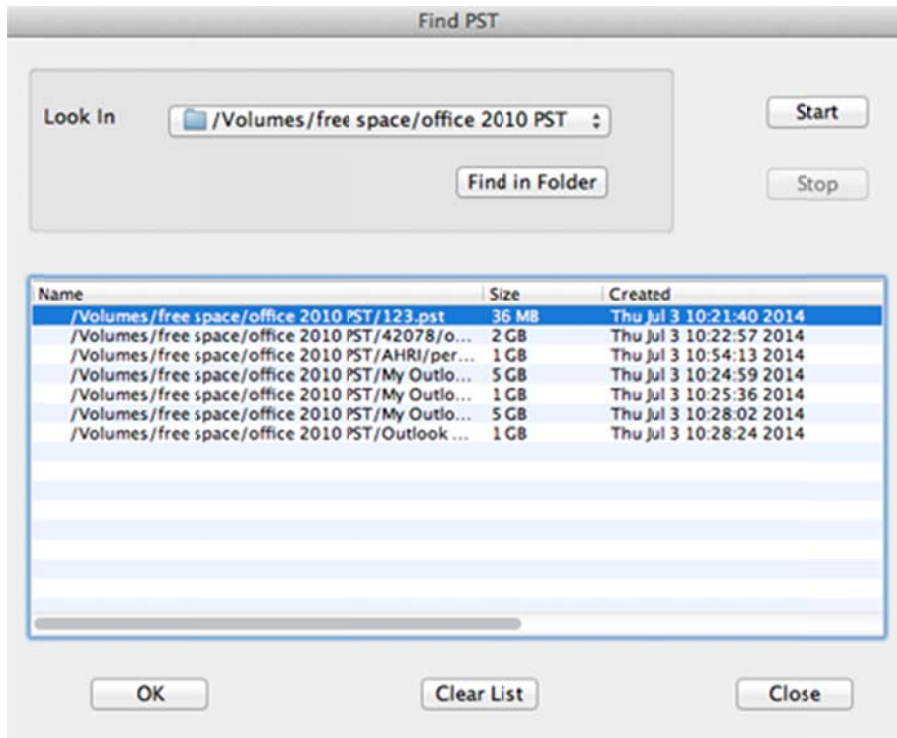
- Launch **Stellar PST to MBOX Converter**.
- In **Stellar PST to MBOX Converter**, click **Select PST** button to select the **PST Mailbox** you want to convert.



Stellar PST to MBOX Converter allows you to search for a **PST Mailbox**, in case you don't know its location. You can search for a mailbox in mounted drives or folders. However, you can select only one volume at a time to search for a PST Mailbox.

To search for a PST Mailbox:

- Click **Find PST** either from **File menu** or from the main user interface. **Find PST** dialog box opens.
- Select the required volume from the **Look in** list box or click **Find in Folder** to search for the PST Mailbox within a specific folder. Click **Start** to start searching for **PST Mailbox**.
- After the search is complete, mailboxes found in the selected volume / folder is shown in **Find PST** dialog box as shown below:



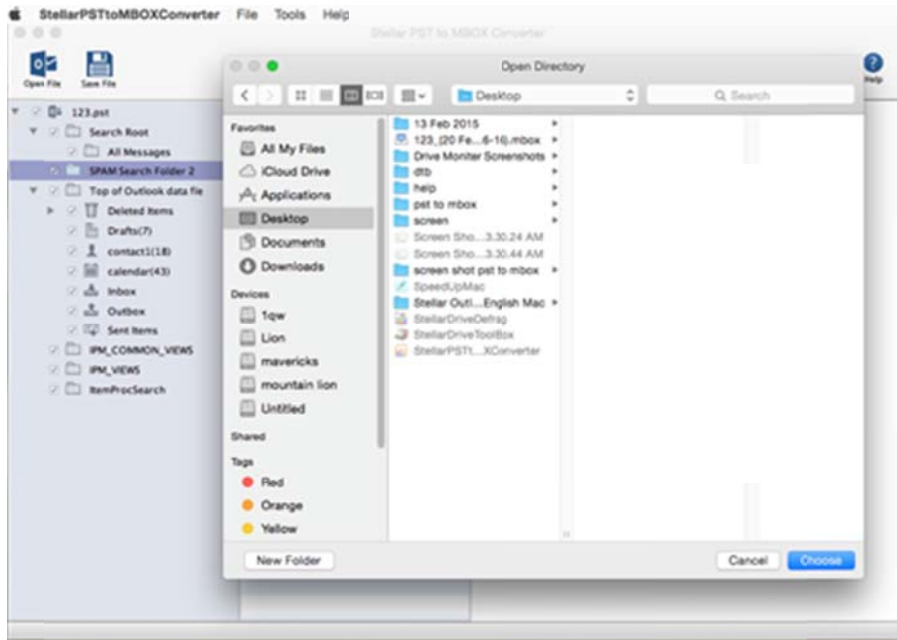
- Select the Mailbox you want to convert and click **OK**.

*Note: Click **Clear List** to clear the list of **PST Mailboxes** found in the selected volume.*

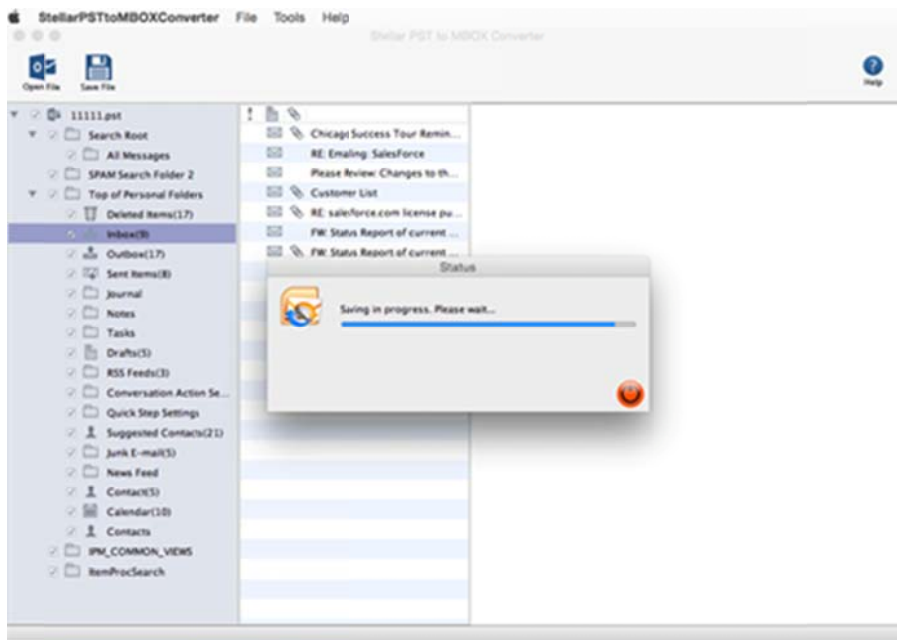
Convert & Save Files

To convert a PST Mailbox:

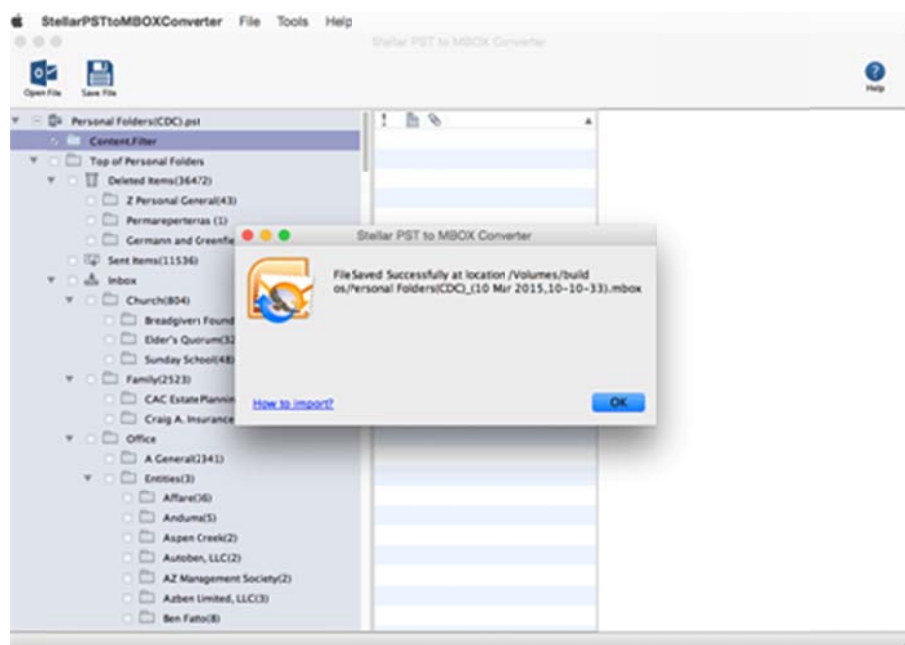
- Click **Save File** button from toolbar of the application.



- In **Select Destination Path**, click **Choose** button to save the converted MBOX file.



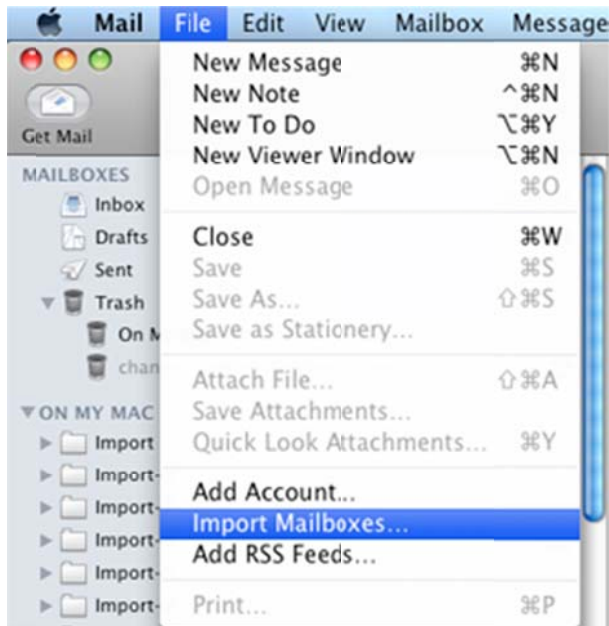
Once saving process is complete, converted file will be saved at the specified location.



Import MBOX files to Mail

To import MBOX files to Mail:

- Open Mail.
- From **File Menu**, select **Import Mailboxes**.



- In **Import** dialog box, select **Files in mbox format** and click **Continue**.

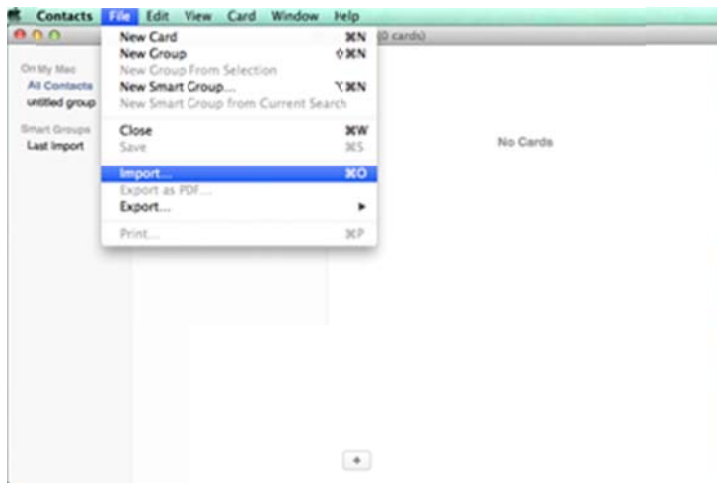


The selected mailbox will be imported to Mail. Click **Done** to view the mailbox.

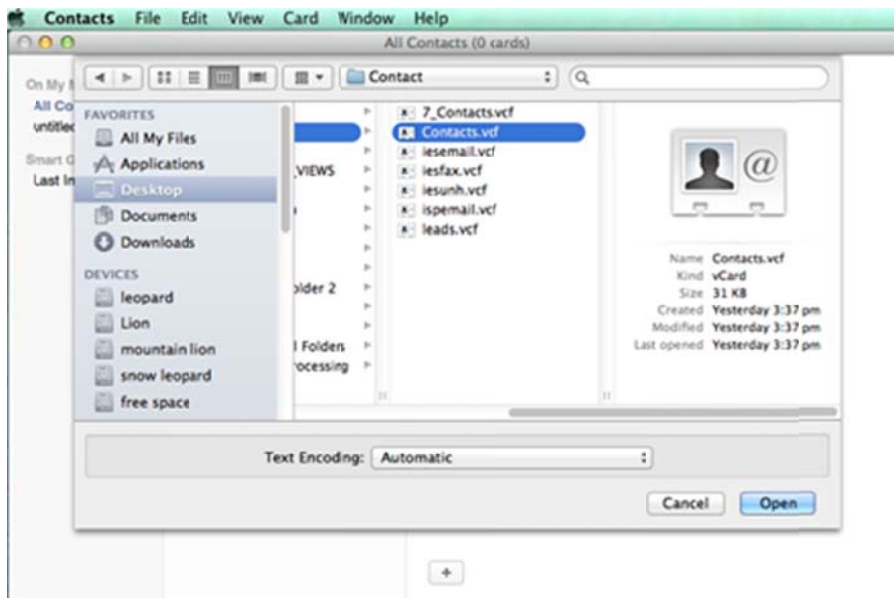
Import Contacts to Contact App

To import contacts to the Contact app, follow the steps given below:

- Click on **Go** menu and select **Applications** from there select **Contact**. Alternatively you can also double click on the **Contact** app from **Dock** to open it.
- From the **File** Menu select **Import** option.



- A directory list opens. From the directory list browse to the folder from where you want to import the converted files.
- In the folder open the **mbox** file and then open **Contact**.
- Select the **VCF file** that you want to import.



- Click **Open**.

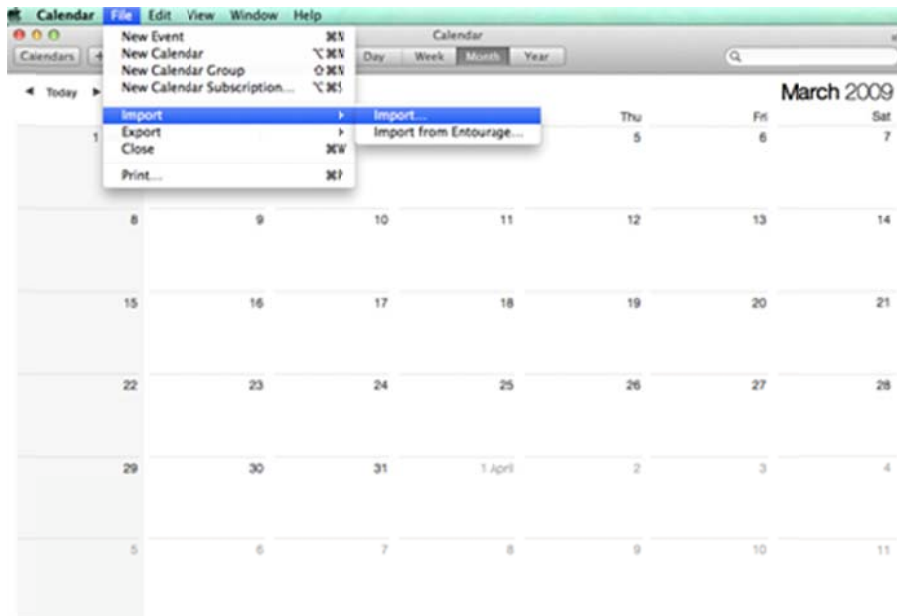
- A dialogue-box opens click on **Add**.



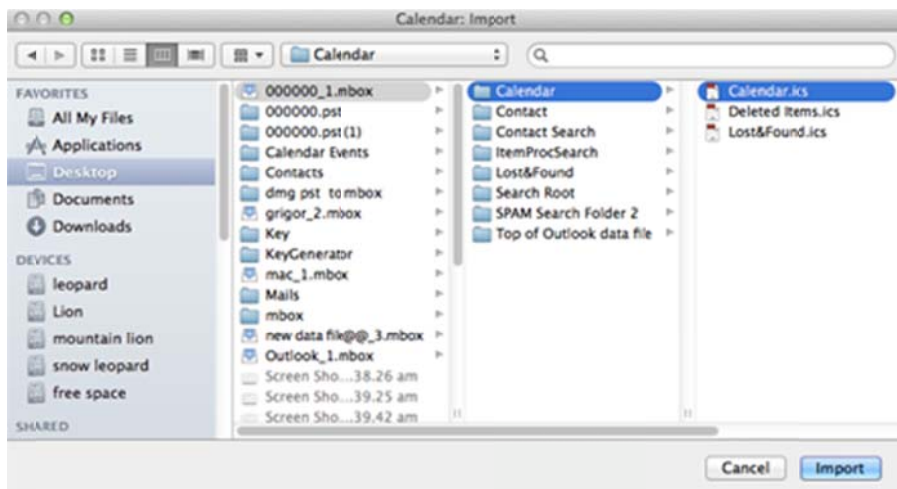
Import Calendars to Calendar App

To import calendars to the Calendar app, follow the steps given below:

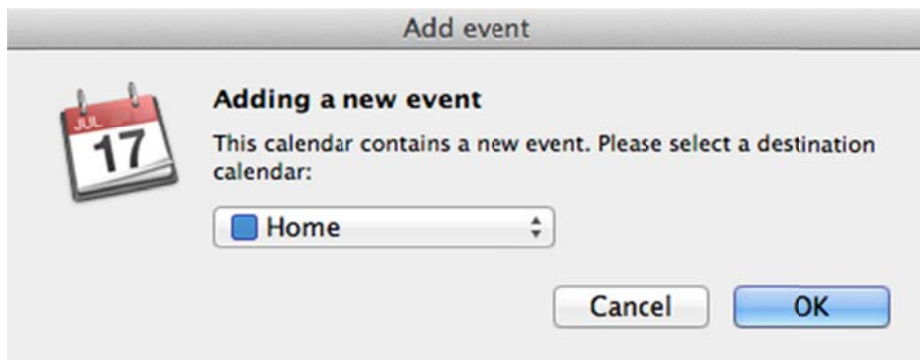
- Click on **Go** menu and select **Applications** from there select **Calendar**. Alternatively you can also double click on the **Calendar** app icon from **Dock** to open it.
- From the **File** Menu select **Import** option.



- A directory list opens. From the directory list browse to the folder from where you want to import the converted files.
- In the folder open the **mbox** file and then open **Calendar**.
- Select the **ICS** file that you want to import.



- Click **Import**.
- A dialogue-box opens click on **OK**.



FAQs

1. What can I do with the demo version of this software?

Using demo version of the software you can only preview emails, contacts and calendars but cannot open attachments. To open your attachments you need to [purchase](#) and activate **Stellar PST to MBOX Converter**. The saved file will be named as **Pst name_(current_date, current_time).mbox'**.

2. What is MBOX file format?

The MBOX file is the most common format for storing email messages on a hard drive. All the messages for each mailbox are stored as a single, long, text file in a string of concatenated e-mail messages, starting with the From header of the message.

3. Is it necessary to install MS Office before using Stellar PST to MBOX Converter?

You don't need **MS Office** on your Mac to use the software.

4. If the location of PST files are not known, can I search for then using Stellar PST to MBOX Converter?

Yes, **Stellar PST to MBOX Converter** lets you search for PST files in specified volume of your Mac. To know how to use this option, please refer [Select PST Mailbox](#) topic of help manual.

5. Can I convert a single mail into MBOX file?

You can only convert a complete mailbox.

6. Can I convert multiple PST files simultaneously?

You can only convert a single PST file at a time.

7. Can I convert an encrypted or password protected PST files as well?

Yes, you can convert encrypted or password protected PST files as well using **Stellar PST to MBOX Converter** software.

Legal Notices

Copyright

Stellar PST to MBOX Converter software, accompanied user manual and documentation are copyright of Stellar Information Technology Private Limited, with all rights reserved. Under the copyright laws, this user manual cannot be reproduced in any form without the prior written permission of Stellar Information Technology Private Limited. No Patent Liability is assumed, however, with respect to the use of the information contained herein.

Copyright© Stellar Information Technology Private Limited. All rights reserved.

Disclaimer

The Information contained in this manual, including but not limited to any product specifications, is subject to change without notice.

STELLAR INFORMATION TECHNOLOGY PRIVATE LIMITED PROVIDES NO WARRANTY WITH REGARD TO THIS MANUAL OR ANY OTHER INFORMATION CONTAINED HEREIN AND HEREBY EXPRESSLY DISCLAIMS ANY IMPLIED WARRANTIES OF MERCHANTABILITY OR FITNESS FOR ANY PARTICULAR PURPOSE WITH REGARD TO ANY OF THE FOREGOING. STELLAR INFORMATION TECHNOLOGY PRIVATE LIMITED ASSUMES NO LIABILITY FOR ANY DAMAGES INCURRED DIRECTLY OR INDIRECTLY FROM ANY TECHNICAL OR TYPOGRAPHICAL ERRORS OR OMISSIONS CONTAINED HEREIN OR FOR DISCREPANCIES BETWEEN THE PRODUCT AND THE MANUAL. IN NO EVENT SHALL STELLAR INFORMATION TECHNOLOGY PRIVATE LIMITED, BE LIABLE FOR ANY INCIDENTAL, CONSEQUENTIAL SPECIAL, OR EXEMPLARY DAMAGES, WHETHER BASED ON TORT, CONTRACT OR OTHERWISE, ARISING OUT OF OR IN CONNECTION WITH THIS MANUAL OR ANY OTHER INFORMATION CONTAINED HEREIN OR THE USE THEREOF.

Trademarks

Stellar PST to MBOX Converter® is a registered trademark of Stellar Information Technology Private Limited

Mac OS X® is a registered trademark of Apple Computers.

Microsoft Outlook® is a registered trademark of Microsoft.

All Trademarks Acknowledged.

All other brands and product names are trademarks or registered trademarks of their respective companies.

License Agreement

Stellar PST to MBOX Converter

Copyright © Stellar Information Technology Private Limited INDIA

www.stellarinfo.com

All rights reserved.

All product names mentioned herein are the trademarks of their respective owners.

This license applies to the standard-licensed version of **Stellar PST to MBOX Converter**.

Your Agreement to this License

You should carefully read the following terms and conditions before using, installing or distributing this software, unless you have a different license agreement signed by Stellar Information Technology Private Limited

If you do not agree to all of the terms and conditions of this License then do not copy, install, distribute or use any copy of **Stellar PST to MBOX Converter** with which this License is included, you may return the complete package unused without requesting an activation key within 30 days after purchase for a full refund of your payment.

The terms and conditions of this License describe the permitted use and users of each Licensed Copy of **Stellar PST to MBOX Converter**. For purposes of this License, if you have a valid single-user license, you have the right to use a single Licensed Copy of **Stellar PST to MBOX Converter**. If you or your organization has a valid multi-user license, then you or your organization has the right to use up to a number of Licensed Copies of **Stellar PST to MBOX Converter** equal to the number of copies indicated in the documents issued by Stellar when granting the license.

Scope of License

Each Licensed Copy of **Stellar PST to MBOX Converter** may either be used by a single person or used non-simultaneously by multiple people who use the software personally installed on a single workstation. This is not a concurrent use license.

All rights of any kind in **Stellar PST to MBOX Converter**, which are not expressly granted in this license, are entirely and exclusively reserved to and by Stellar Information Technology Private Limited. You may not rent, lease, modify, translate, reverse engineer, decompile, disassemble or create derivative works based on **Stellar PST to MBOX Converter** nor permit anyone else to do so. You may not make access to **Stellar PST to MBOX Converter** available to others in connection with a service bureau, application service provider or similar business nor permit anyone else to do so.

Warranty Disclaimers and Liability Limitations

Stellar PST to MBOX Converter and all accompanying software, files, data and materials are distributed and provided AS IS and with no warranties of any kind, whether expressed or implied. You acknowledge that good data processing procedure dictates that any program including **Stellar PST to MBOX Converter** must be thoroughly tested with non-critical data before there is any reliance on it and you hereby assume the entire risk of all use of the copies of **Stellar PST to MBOX Converter** covered by this License. This disclaimer of warranty constitutes an essential part of this License. In addition, in no event does Stellar authorize you or anyone else to use **Stellar PST to MBOX Converter** in applications or systems where its failure to perform can reasonably be expected to result in a significant physical injury or in loss of life. Any such use is entirely at your own risk and you agree to hold Stellar harmless from any and all claims or losses relating to such unauthorized use.

In no event shall Stellar Information Technology Private Limited or its suppliers be liable for any special, incidental, indirect, or consequential damages whatsoever (including, without limitation, damages for loss of business profits, business interruption, loss of business information, or any other pecuniary loss) arising out of the use of or inability to use the software product or the provision of or failure to provide support services, even if Stellar Information Technology Private Limited has been advised of the possibility of such damages. In any case, Stellar Information Technology Private Limited's entire liability under any provision shall be limited to the amount actually paid by you for the software product.

General

This License is the complete statement of the agreement between the parties on the subject matter and merges and supersedes all other or prior understandings, purchase orders, agreements and arrangements. This License shall be governed by the laws of the State of Delhi, India. Exclusive jurisdiction and venue for all matters relating to this License shall be in courts and fora located in the State of Delhi, India and you consent to such jurisdiction and venue. There are no third party beneficiaries of any promises, obligations or representations made by Stellar herein. Any waiver by Stellar of any violation of this License by you shall not constitute nor contribute to a waiver by Stellar of any other or future violation of the same provision or any other provision of this License.

Copyright © Stellar Information Technology Private Limited. All rights reserved.

About Stellar

Stellar Information Technology Private Limited is a trusted name in the field of Data Recovery and Data Protection Software for more than a decade.

We provide the widest range of Data Recovery Products. Our range includes Data Recovery Software for almost all Operating Systems and File Systems.

Product line:

Data Recovery

A widest range of data recovery software that helps you recover your valued data lost after accidental format, virus problems, software malfunction, file/directory deletion, or even sabotage!. [More Info >>](#)

File Recovery

The most comprehensive range of file undelete and unerase software for Windows and MS office repair tools. [More Info >>](#)

Database Repair

A wide range of database repair software to help you repair corrupted Microsoft SQL Server database, Microsoft Access database, MySQL database, Oracle database, SharePoint Database, SQL Anywhere Server and Interbase database. [More Info >>](#)

Email Recovery

A wide range of mail recovery, mail repair and mail conversion applications for MS Outlook, MS Outlook Express and MS Exchange useful in instances of data loss due to damages and corruption of Email. [More Info >>](#)

Data Protection

A wide range of Prevent Data Loss, Data backup and Hard Drive Monitoring Applications to ensure complete data protection against hard drive crash. [More Info >>](#)

Data Sanitization

Data cleanup and file eraser utility can delete selected folders, groups of files, entire logical drives, System Traces & Internet traces. Once the data have been removed using Stellar Wipe - Data File eraser utility, it is beyond recovery limits of any Data Recovery Software or utility. [More Info >>](#)

For more information about us, please visit www.stellarinfo.com