



Stellar Mail Converter 2.0

Installation Guide

Overview

Stellar Mail Converter software converts mailboxes from Apple Mail (MBOX, EMLX), Thunderbird (MBOX), PostBox (MBOX), Outlook 2011 Backup File 2011 (OLM), Eudora (MBOX), SeaMonkey (MBOX), MailMate (EML), Outspring Mail (EML, F.EML) and Opera Mail (MBS) to Apple Mail (MBOX) and Outlook 2011 (RGE). You can import converted mailboxes in Apple Mail / Outlook 2011 to view complete mail body, including attachments. The software converts all emails, including attachments, without making any changes to the folder organization.

What's New in this version?

- Supports preview of converted mails.
- New and enhanced GUI.
- Converts Eudora (MBOX) to Outlook 2011 (RGE) as well as Apple Mail (MBOX)
- Converts SeaMonkey (MBOX) to Outlook 2011 (RGE) as well as Apple Mail (MBOX)
- Converts MailMate (EML) to Outlook 2011 (RGE) as well as Apple Mail (MBOX)
- Converts Outspring Mail (EML, F.EML) to Outlook 2011 (RGE) as well as Apple Mail (MBOX)
- Converts Opera Mail (MBS) to Outlook 2011 (RGE) as well as Apple Mail (MBOX)

Key Features of Stellar Mail Converter:

- Converts Apple Mail (MBOX) to Outlook 2011 (RGE)
- Converts Apple Mail (EMLX) to Outlook 2011 (RGE)
- Converts Outlook 2011 Backup File (OLM) to Apple Mail (MBOX)
- Converts Thunderbird (MBOX) to Outlook 2011 (RGE) as well as Apple Mail (MBOX)
- Converts PostBox (MBOX) to Outlook 2011 (RGE) as well as Apple Mail (MBOX)

Installation Procedure

Before installing the software, check that your computer meets the minimum system requirements:

Minimum System Requirements:

- **Processor** : Intel Processor
- **Operating System** : Mac OS X 10.7 and above
- **Memory** : 1 GB RAM

To install the software, follow these steps:

1. Unzip **StellarMailConverter.dmg.zip** file.
2. Double-click the dmg file. This will mount a virtual volume - **StellarMailConverter**.
3. Drag **StellarMailConverter** application from mounted virtual volume to **Applications** folder.
4. To launch the software, double-click on **Stellar Mail Converter** in **Applications** folder.
5. Accept the *License Agreement* and the main window of **Stellar Mail Converter** software is displayed

Note: To remove the software, drag and drop **Stellar Mail Converter** from **Applications** folder to **Trash**.

Launching the Software

You can use any of the following methods to start **Stellar Mail Converter**:

- Double-click **Stellar Mail Converter** in **Applications** folder,

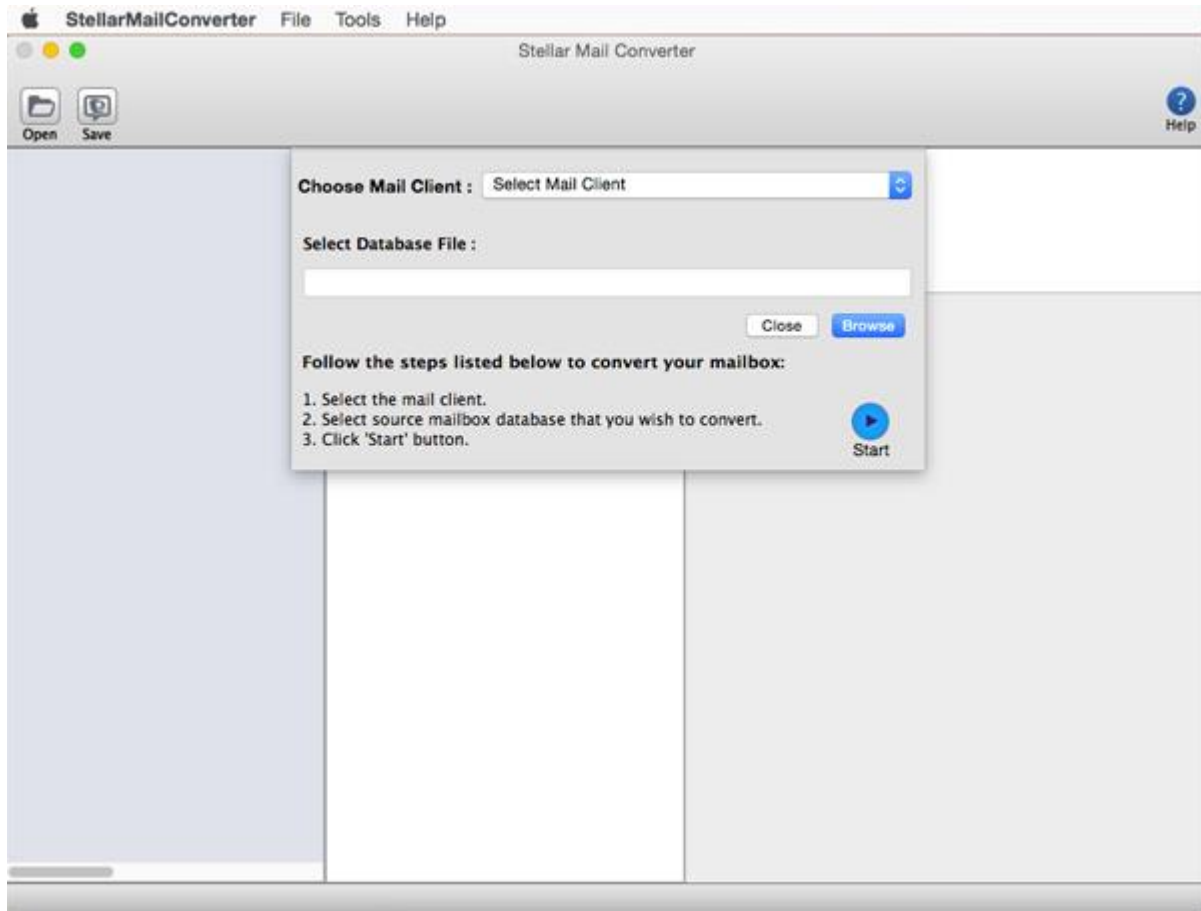
Or,
- Double-click **Stellar Mail Converter** desktop shortcut (if you have created one),

Or,
- Click **Stellar Mail Converter** icon in the dock (if it exists).

User Interface

Stellar Mail Converter software has a very easy to use Graphical User Interface. User interface contains features required for conversion.

After launching the software, you will see the main user interface as shown below:



The user interface contains Menus and Buttons that let you access various features of the software with ease.

Menus

StellarMailConverter Menu

About StellarMailConverter

Use this option to read more information about the software.

Services

Use this option to browse the services offered by the software.

Hide StellarMailConverter

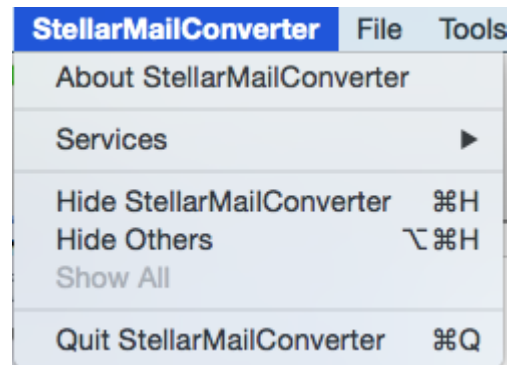
Use this option to hide the icon of this software on your screen.

Hide Others

Use this option to hide other software icons on your screen.

Quit StellarMailConverter

Use this option to quit **Stellar Mail Converter**.



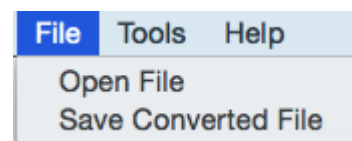
File Menu

Open File

Click on this option and select the desired file from which you want to convert the data.

Save Converted File

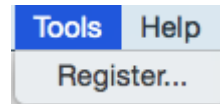
Use this option to save the converted file in the desired location.



Tools Menu

Register

Use this option to register the software after purchasing.



Help Menu

Help Topics

Use this option to view the help manual for the software.

Order Stellar Mail Converter

Use this option to [buy Stellar Mail Converter](#).

Email to Stellar Support

Use this option to [send an e-mail](#) to stellarinfo.com.

View Support Section

Use this option to view [support page](#) of stellarinfo.com.

Submit Enquiry

Use this option to [submit enquiry](#) to stellarinfo.com.

View Knowledgebase Articles

Use this option to visit [Knowledgebase](#) articles of stellarinfo.com.



Buttons



Click this button to open help manual for the software.



Click this button to select the desired file from which you want to convert the data.



Click this button to save the converted file in the desired location.



Click this button to start the conversion process.



Click this button to stop the conversion process.

Ordering the Software

Click [here](#) to know more about **Stellar Mail Converter**.

To purchase the software online, please visit <http://www.stellarinfo.com/email-tools/email-converter-mac/buy-now.php>

Alternatively, click **Order Stellar Mail Converter** in **Help Menu** to purchase the software online.

Select either of the methods given above to purchase the software.

Once the order is confirmed, a serial number will be sent to you through e-mail, which would be required to activate the software.

Registering the Software

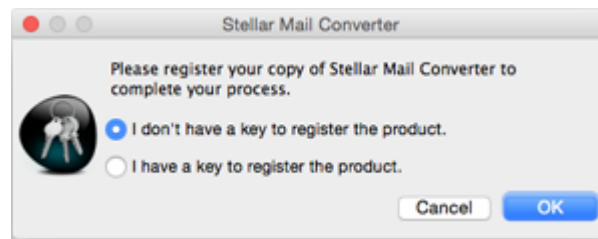
To register Stellar Mail Converter:

1. Select **Register** from **Tools** menu.
2. If you have the key, select **I have a key to register the product** from **Stellar Mail Converter** dialog box and click **OK**. Enter the registration key and click **OK** to register the software.

Or,

If you don't have the registration key, select **I don't have a key to register the product** to purchase the software online. Once you purchase the software, you'll get the key required to register the software.

3. If entered key is valid, **Product is registered successfully** message will be displayed. Click **OK**.



Stellar Support

Our **Technical Support** professionals will give an appropriate solution to all your queries related to **Stellar products**.

You can either call us or go to our **online support** section at <http://www.stellarinfo.com/support/>

For price details and to **place an order**, click <http://www.stellarinfo.com/email-tools/email-converter-mac/buy-now.php>

Chat Live with an **Online technician** at <http://www.stellarinfo.com/>

Search in our extensive **Knowledgebase** at <http://www.stellarinfo.com/support/kb/>

Submit enquiry at <http://www.stellarinfo.com/support/enquiry.php>

E-mail to Stellar Support at support@stellarinfo.com

Support Helpline	
Monday to Friday [24 Hrs. a day]	
USA (Toll free Pre Sales Queries)	+1-877-778-6087
USA (Post Sales Queries)	+1-732-584-2700
UK (Europe)	+44-203-026-5337
Australia & Asia Pacific	+61-280-149-899
Netherlands Pre & Post Sales Support	+31-208-111-188
Worldwide	+91-124-432-6777
Email Orders	orders@stellarinfo.com